

Destination GP

REGIONAL WA

LIFESTYLE

WHAT YOU CAN LOOK
FORWARD TO LIVING IN
WESTERN AUSTRALIA

PATIENTS

ALL THE
DEMOGRAPHIC
DATA



HPG

CHECK OUT OUR LATEST GP JOB OPPORTUNITIES

[CLICK HERE](#)



“ **Because of you,** the indigenous population of Australia will have access to high-quality on demand & free healthcare ”

Maddy Byrnes, Recruitment Consultant



“ **Because of you,** residents of this established rural town will have better access to primary healthcare. ”

Rachele Sinclair, Divisional Manager





PERTH

NON-DPA*, MM1

*DPA exemptions can be available in outer-metro suburbs




INDUSTRIES/OCCUPATIONS

- CORPORATE PROFESSIONALS/WHITE COLLAR
- BLUE COLLAR – CONSTRUCTION, “TRADIES”
- ACCOMMODATION & FOOD SERVICES
- HEALTH CARE & SOCIAL ASSISTANCE
- MINING
- RETAIL




COMMUNITY PROFILE (2016 CENSUS)

POPULATION: 2,125,114



50.4% FEMALE
49.6% MALE



AVG AGE IS
39 YEARS OLD

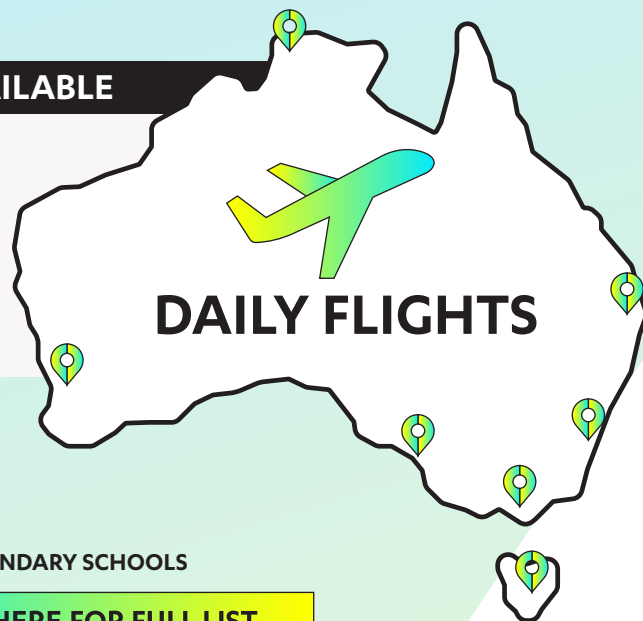
PATIENT DEMOGRAPHICS

- FAMILY MEDICINE
- CDM
- SKIN CANCER
- OCCUPATIONAL THERAPY
- WOMEN’S HEALTH



DISTANCE TO MAJOR CITIES/TRANSPORT AVAILABLE

PERTH HAS DAILY FLIGHTS TO AND FROM EACH CAPITAL CITY IN AUSTRALIA WITH AN **AVERAGE FLIGHT TIME OF 4 HOURS.**



SCHOOLING

TOP WA PRIMARY SCHOOLS

[CLICK HERE FOR FULL LIST](#)

TOP WA SECONDARY SCHOOLS

[CLICK HERE FOR FULL LIST](#)

ACTIVE JOBS

- PRIVATELY OWNED & GROUP OWNED PRACTICES
- MIXED & BULK BILLING PRACTICES
- 65-70% BILLINGS

THINGS TO DO



ROTTNEST ISLAND



VISIT SWAN VALLEY



KINGS PARK & BOTANIC GARDEN



FREMANTLE PRISON



SWIM WITH DOLPHINS IN ROCKINGHAM



WALK OR PICNIC ALONG THE SWAN RIVER FORESHORE

KIMBERLEY/PILBARA

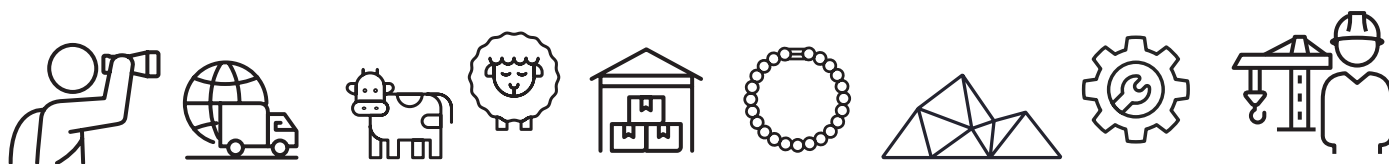
DPA, MM6/7, RA4/5

Broome, Karratha, Port Hedland, Newman, Tom Price




INDUSTRIES/OCCUPATIONS

- MINING - IRON ORE, LNG, CRUDE OIL & CONDENSATE
- CONSTRUCTION
- TOURISM & RETAIL
- AGRICULTURE
- PEARLING
- MANUFACTURING




COMMUNITY PROFILE (2016 CENSUS)

POPULATION: 93,916




45% FEMALE
55% MALE



AVG AGE IS
32 YEARS OLD

PATIENT DEMOGRAPHICS

- OCCUPATIONAL HEALTH
- CDM
- SKIN CANCER
- EMERGENCY MEDICINE
- INDIGENOUS HEALTH
- MENTAL HEALTH

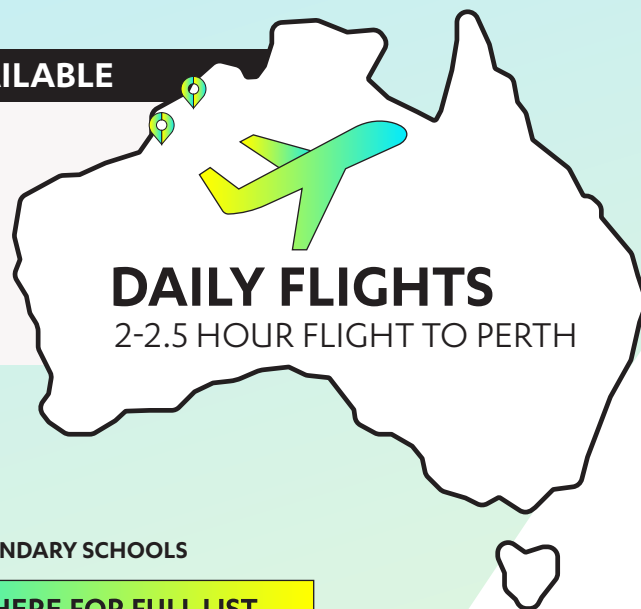


DISTANCE TO MAJOR CITIES/TRANSPORT AVAILABLE

PRINCIPAL REGIONAL CITIES

LOCATED INLAND & COASTAL

WITH AIRPORTS OPERATING DAILY FLIGHTS



SCHOOLING

TOP WA PRIMARY SCHOOLS

[CLICK HERE FOR FULL LIST](#)

TOP WA SECONDARY SCHOOLS

[CLICK HERE FOR FULL LIST](#)

ACTIVE JOBS

- GROUP OWNED & OPERATED
- BILLING POTENTIAL OF \$500,000+ ANNUALLY
- PREDOMINANTLY PRIVATE BILLING PRACTICES
- DPA LOCATIONS, 3GA SUPPORT

THINGS TO DO



CABLE BEACH



BANDILNGAN (WINDJANA GORGE)
NATIONAL PARK



THE BUNGLE BUNGLES



KARIJINI NATIONAL PARK



MILLSTREAM CHICHESTER
NATIONAL PARK



CAPE KERAUDREN & COSSACK
HISTORIC TOWN

SOUTH WEST


DPA, MM2-5, RA3

Bunbury, Busselton, Collie, Margaret River




INDUSTRIES/OCCUPATIONS

- COAL
- ALUMINA, MINERAL SANDS
- MANUFACTURING
- FOOD, AGRIBUSINESS
- TOURISM
- WINE & VITICULTURE




COMMUNITY PROFILE (2016 CENSUS)

POPULATION: 342,089




50.7% FEMALE
49.3% MALE



AVG AGE IS
41 YEARS OLD

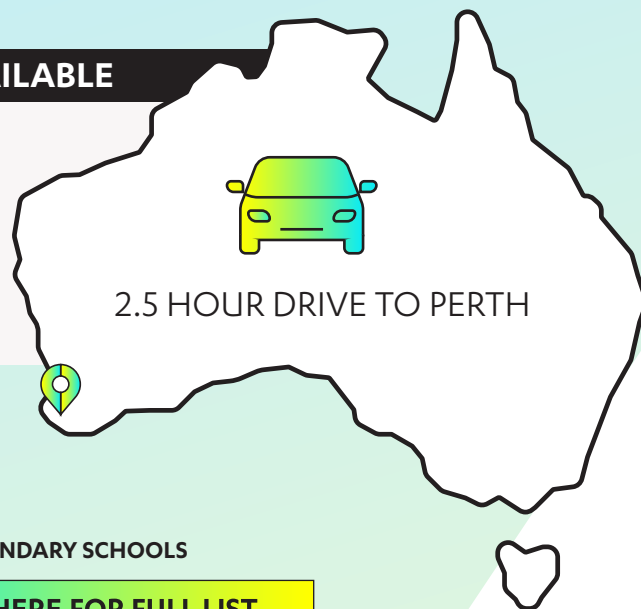
PATIENT DEMOGRAPHICS

- CDM
- AGED CARE
- MENTAL HEALTH
- SKIN CANCER
- PAEDIATRICS



DISTANCE TO MAJOR CITIES/TRANSPORT AVAILABLE

REGIONAL TOWNS LOCATED AMONG
BEACHES, VINEYARDS & NATIONAL PARKS
200-300KM FROM PERTH



SCHOOLING

TOP WA PRIMARY SCHOOLS

[CLICK HERE FOR FULL LIST](#)

TOP WA SECONDARY SCHOOLS

[CLICK HERE FOR FULL LIST](#)

ACTIVE JOBS

- GP OWNED & OPERATED
- MIXED BILLING PRACTICE

- ON-CALL RATES, RURAL INCENTIVES, 60-65% BILLINGS
- DPA LOCATIONS, 3GA SUPPORT

THINGS TO DO



KOOMBANA BAY



BLACK DIAMOND LAKE



JEWEL CAVE



SUGARLOAF ROCK



BUSSELTON JETTY



HAMELIN BAY



GOLDFIELDS-ESPERANCE

DPA, MM6, RA2/3



Kalgoorlie-Boulder, Esperance, Ravensthorpe



INDUSTRIES/OCCUPATIONS

- GOLD
- NICKEL, PLATINUM
- CROPS, LIVESTOCK DISPOSALS/PRODUCTS
- RETAILS
- MANUFACTURING
- COMMERCIAL FISHING



COMMUNITY PROFILE (2016 CENSUS) POPULATION: 54,598

  **46.8% FEMALE**
53.2% MALE

  **AVG AGE IS**
33 YEARS OLD

PATIENT DEMOGRAPHICS

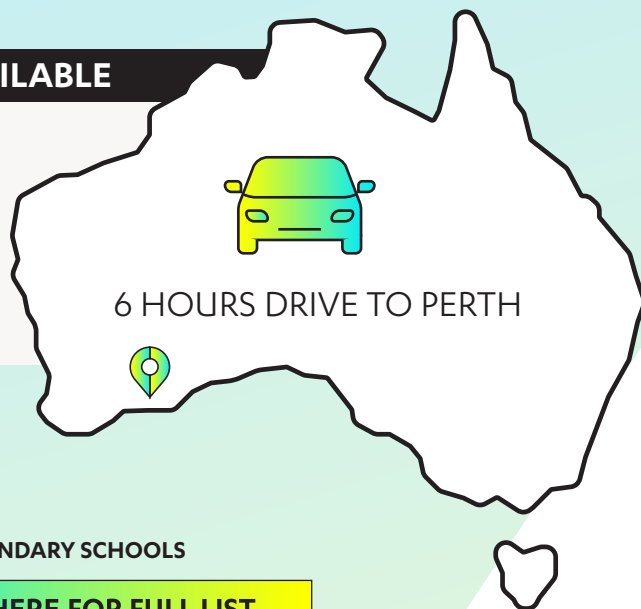
-  CDM
-  **MENTAL HEALTH**
-  INDIGENOUS HEALTH
-  **EMERGENCY MEDICINE**



DISTANCE TO MAJOR CITIES/TRANSPORT AVAILABLE

MULTIPLE FLIGHTS TO & FROM PERTH
PER DAY FROM MAJOR AIRPORTS

600-700KM FROM PERTH



SCHOOLING



TOP WA PRIMARY SCHOOLS



[CLICK HERE FOR FULL LIST](#)

TOP WA SECONDARY SCHOOLS

[CLICK HERE FOR FULL LIST](#)

ACTIVE JOBS

-  PRIVATELY OWNED & OPERATED
-  MIXED BILLING PRACTICES

-  60-65% BILLINGS, ON-CALL RATES, RURAL INCENTIVES
-  DPA LOCATIONS, 3GA SUPPORT

THINGS TO DO




PINK LAKE



TWO UP SCHOOL



SUPER PIT LOOKOUT



LAKE BALLARD



ROYAL FLYING DOCTOR SERVICE
VISITOR CENTRE



WAVE ROCK



Destination GP

REGIONAL WA

FOR **EXPERT CAREER ADVICE**
CONNECT WITH OUR HPG GENERAL PRACTICE SPECIALISTS



RACHELE SINCLAIR
02 8877 8736
rasinclair@hpgconnect.com



MADDY BYRNES
02 8877 8703
mbyrnes@hpgconnect.com